

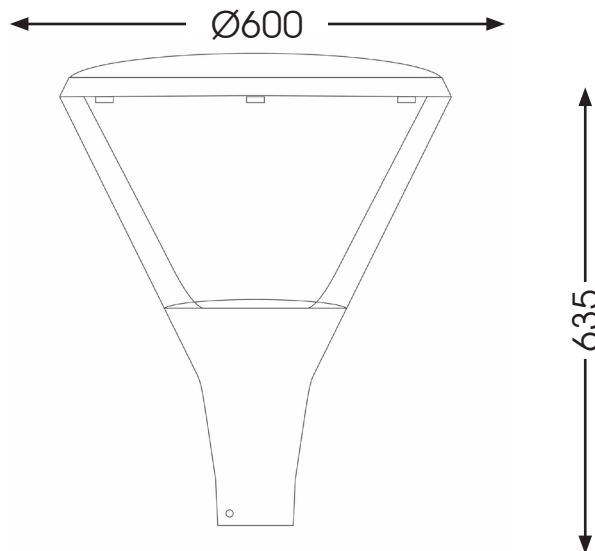


## LM 06 P TECHNICAL DATA



### LIGHTING FIXTURE

Appliance in die-cast aluminium UNI EN 1706, with tempered glass screen sp.4 mm extra-clear screen printed with silicone guarnizione. Suitable for urban furniture. Mounting pole head fixed tilt.

### TECHNICAL CHARACTERISTICS LED SYSTEM

Power factor 0.95, standard dimming.

### WEIGHT

9 kg all inclusive.

### EXPECTED USEFUL LIFE OF WORKERS

100.000 h - L90B10

## SYSTEM PERFORMANCE

LED NUMBER	POWER W	CONSUMPTION mA	TEMP. COLOR °K	FLUX lm	LED EFFICIENCY lm/W	SYSTEM EFFICIENCY lm/W
12	10	276	3000	1633	163	142
12	15	406	3000	2340	156	136
12	20	536	3000	3022	151	131
12	25	662	3000	3658	146	127
12	30	788	3000	4270	142	124
24	35	472	3000	5379	154	134
24	40	536	3000	6043	151	131
24	45	600	3000	6695	148	129
24	50	662	3000	7316	146	127
24	55	726	3000	7944	144	125
12	10	276	4000	1786	179	155
12	15	406	4000	2559	171	148
12	20	536	4000	3305	165	144
12	25	662	4000	4001	160	139
12	30	788	4000	4670	156	135
24	35	472	4000	5883	168	146
24	40	536	4000	6610	165	144
24	45	600	4000	7323	162	141
24	50	662	4000	8001	160	139
24	55	726	4000	8688	158	137

1 - CIRCULAR OPTIC

6 - STREET OPTIC

9 - OPTIC PEDESTRIAN

