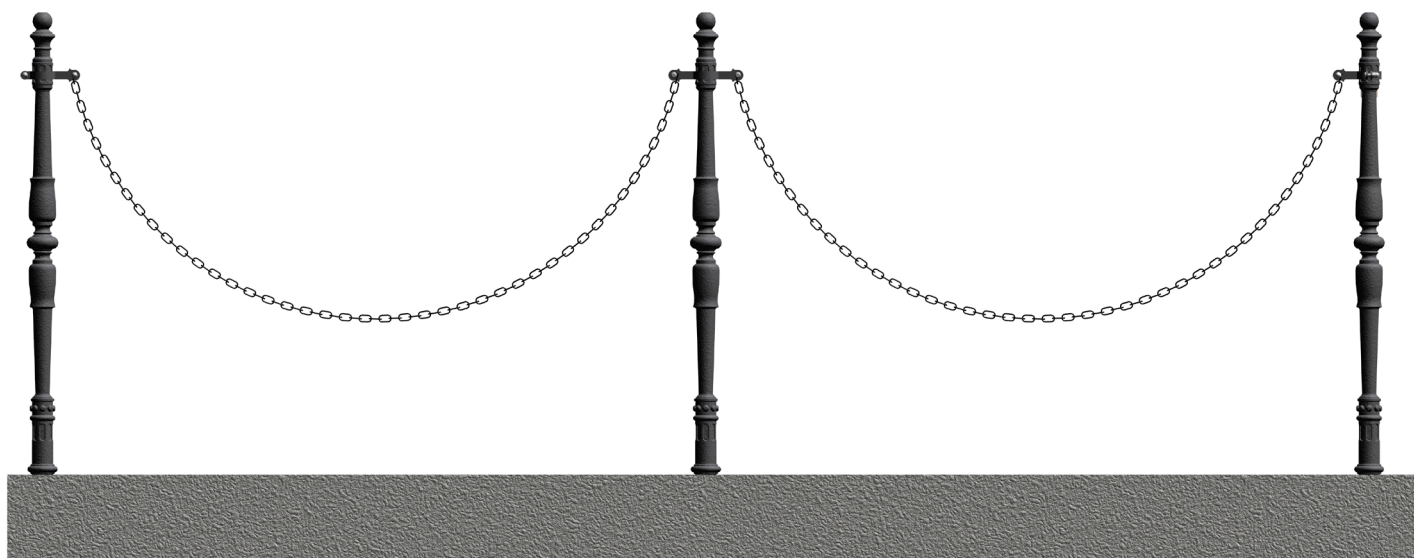



BARRIER WITH CHAIN

Modular structure consisting of cast iron or steel posts of your choice from compatible ones, connected to each other by a hanging chain.
Standard color anthracite gray or RAL colors upon request.

EXAMPLE OF INSTALLATION



COMPATIBLE POLES



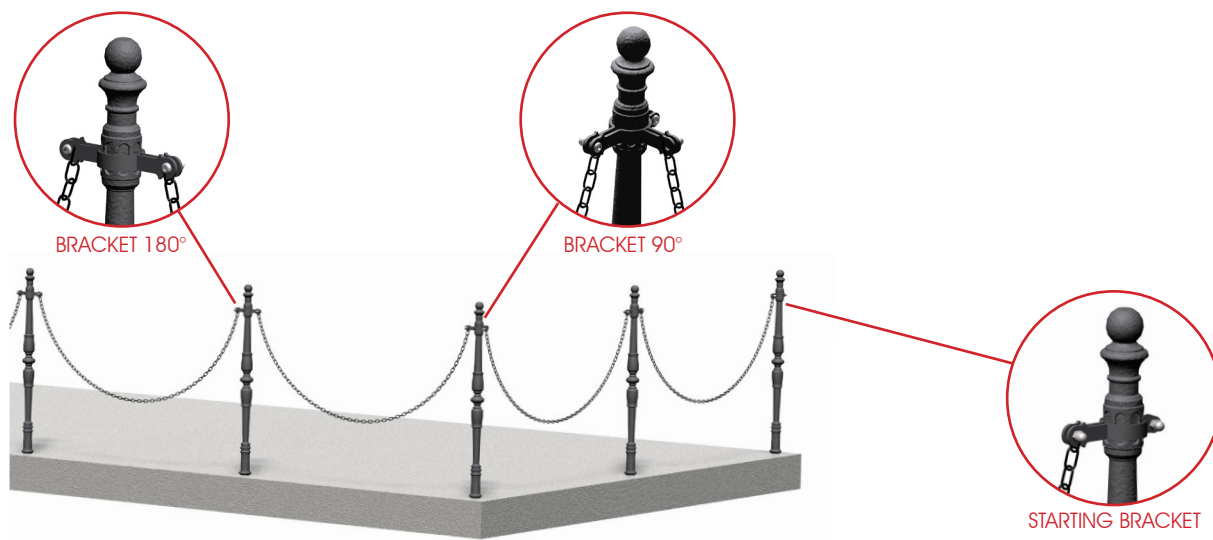
CONNECTION BRACKETS

Shaped steel ties S235JR (UNI EN 10025) with holes for the passage of anchor screws to the panel.

Attachments suitable for different configurations: initial, 90° angular and 180° angular.

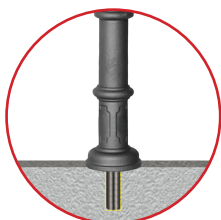
Possible optional 90°-180° attachment.

Standard color anthracite gray or RAL colors on request.




TYPES OF GROUND FIXING


Depending on the type of surface, fixing the post to the ground is recommended with Ø24 mm threaded bar or burying a section of the post itself.



EXAMPLE OF FASTENING
WITH THREADED ROD



EXAMPLE OF FASTENING
WITH THREADED ROD



EXAMPLE OF FIXING
WITH UNDERGROUND POLE

ISTRUZIONI DI MONTAGGIO

